

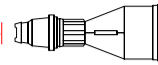

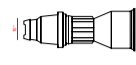

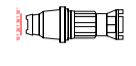

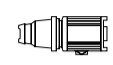

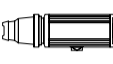
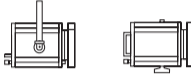
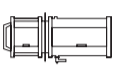
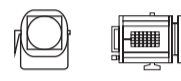
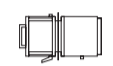

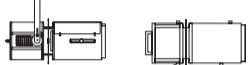

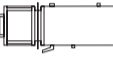
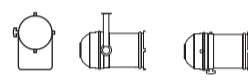
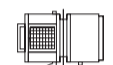




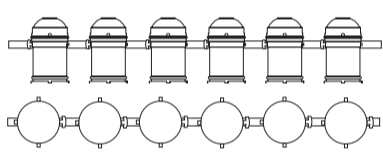
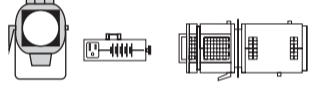
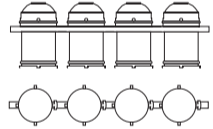
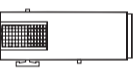
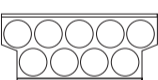
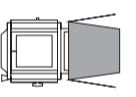
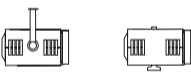
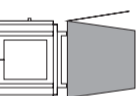
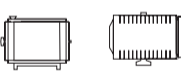
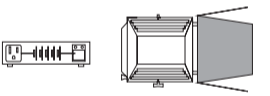

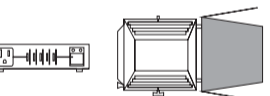
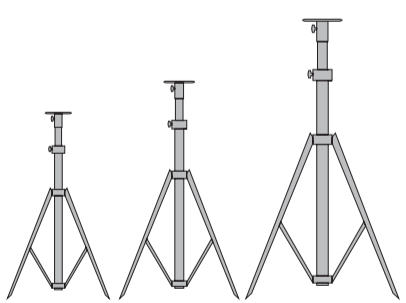
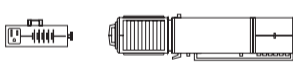
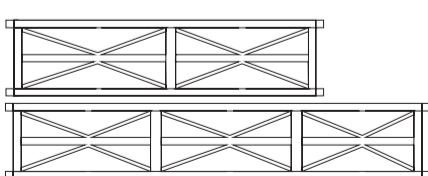
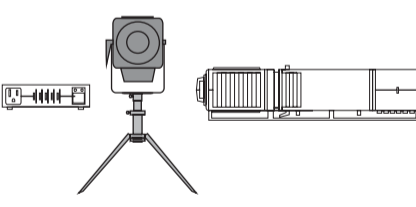
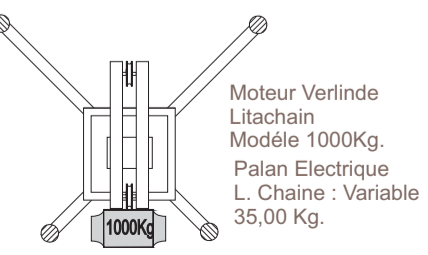
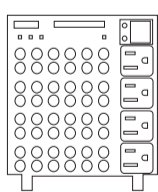
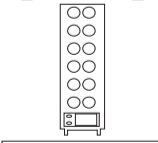
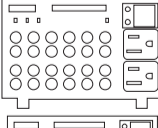
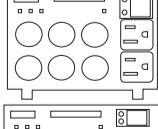



Symbole de matériel d'éclairage standard

	<p>Standard Quartz 500 Etanche Cormoran</p>	<p>Ambiode 500 W. / RS 7 2,50 Kg.</p>			
	<p>Robert Juliat Cyclo Symétrique DL 1000</p>	<p>Ambiode 1 Kw. / E40- RS7 3,20 Kg.</p>		<p>ETC Focale Fixe Source 4</p>	<p>5° 750w. / HPL 8,50 Kg.</p>
	<p>ADB Cycliode Assymétrique ACP 1001</p>	<p>Ambiode 1 Kw. / RS7 5,00 Kg.</p>		<p>ETC Focale fixe Source 4</p>	<p>10° 750w. / HPL 8,50 Kg.</p>
	<p>Scénilux Projecteur d'ambiance FL 1300</p>	<p>2X650W.-120v 1300w./ 650 DWE 3,30 Kg.</p>		<p>ETC Focale Fixe Source 4</p>	<p>19°/26°/36°/50° 750w. / HPL 8,50 Kg.</p>
	<p>ADB Projecteur Théâtre C 101 PC</p>	<p>Plan convexe 10/65° 1 Kw. / GX 9,5 9,10 Kg.</p>		<p>ETC Proj. à découpe Source 4 zoom</p>	<p>25° / 50° 750w. / HPL 8,50 Kg.</p>
	<p>Robert Juliat Projecteur Théâtre 305 H PC</p>	<p>Plan convexe 13/60° 650 w. / GX 9,5 6,40 Kg.</p>		<p>ETC Proj. à découpe Source 4 zoom</p>	<p>15° / 30° 750w. / HPL 9,50 Kg.</p>
	<p>Robert Juliat Projecteur Théâtre 310 H PC</p>	<p>Plan convexe 11/60° 1 Kw. / GX 9,5 11,00 Kg.</p>		<p>ADB Proj. à découpe Zoom DW 105</p>	<p>15 / 38° 1 Kw. / GX 9,5. 14,00 Kg.</p>
	<p>Robert Juliat Projecteur Théâtre 329 PC</p>	<p>Plan convexe 7,5/58° 2 Kw. / GY 16 15,00 Kg.</p>		<p>Robert Juliat Proj. à découpe Ultra- courte 613S</p>	<p>58° 1 Kw. / GX 9,5. 12,00 Kg.</p>
	<p>Atkis PAR64 Hexagonal MS 1064</p>	<p>CP60/61/62-12°/14°/24° 1 Kw. / 220 v. 4,20 Kg.</p>		<p>Robert Juliat Proj. à découpe Courte 614S</p>	<p>13 / 42° 1 Kw. / GX 9,5. 14,00 Kg.</p>
	<p>Thomas PAR 64 PAR Alu Noir Mat</p>	<p>CP 60 / FFN / 6X12° (VNSP) 1 Kw. / 120 v. 3,30 Kg.</p>		<p>Robert Juliat Proj. à découpe Longue 611S</p>	<p>8 / 17° 1 Kw. / GX 9,5. 15,00 Kg.</p>
	<p>Thomas PAR 64 PAR Alu Noir Mat</p>	<p>CP 61 / FFP / 7X14° (NSP) 1 Kw. / 120 v. 3,30 Kg.</p>		<p>Robert Juliat Proj. à découpe Ultra- courte 713S</p>	<p>58° 2 Kw. / GY 16. 19,50 Kg.</p>
	<p>Thomas PAR 64 PAR Alu Noir Mat</p>	<p>CP 62 / FFR / 12X28° (MFL) 1 Kw. / 120 v. 3,30 Kg.</p>		<p>Robert Juliat Proj. à découpe Courte 714S</p>	<p>12 / 43° 1 Kw. / GY 16. 23,00 Kg.</p>
	<p>Thomas PAR 64 PAR Alu Noir Mat</p>	<p>CP 64 / FLOOD / 24X48° (WFL) 1 Kw. / 120 v. 3,30 Kg.</p>		<p>Robert Juliat Proj. à découpe Longue 710S</p>	<p>6,5 / 12° 2 Kw. / GY 16. 26,00 Kg.</p>
	<p>Thomas Barre de 6 x PAR 64 PAR Alu Noir Mat</p>	<p>FFN / 6X12° (VNSP) 6 Kw. / 120 v. 22,00 Kg.</p>		<p>Robert Juliat Proj. à découpe HMI Courte 914 S</p>	<p>11,5 / 34° 1200 w. / HMI 1,2 GS 26,00 Kg.</p>
	<p>Thomas Barre d'ACL 250 PAR Aircraft x 4</p>	<p>Aircraft 250 / 12° 1 Kw. / 120 v. 17,00 Kg.</p>		<p>Scénilux Longue Portée MS 2000</p>	<p>2 / 20° 2 Kw. / GY 16. 21,00 Kg.</p>
	<p>ADB Herse Basse Tension Svoboda HT 2251</p>	<p>9 x BT 24v.-250 w. 2250 w. / E40 24v. 22,80 Kg.</p>		<p>ADB Projecteur TV-Ciné SH 20</p>	<p>Fresnel - 7,5/56° 2 Kw. / GY 16. 12,50 Kg.</p>
	<p>Robert Juliat Proj. Basse Tension 24v. 843 / BT 250</p>	<p>BT 250w.-24v. / 7/12° 250 w. / E27 24v. 13,00 Kg.</p>		<p>LTM Projecteur Cinéma LT 5000 / Dia 300</p>	<p>Fresnel - 12/51° 5 kw. / G 38. 14,50 Kg.</p>
	<p>Robert Juliat Proj. Basse Tension 24v. 845 / BT 500</p>	<p>BT 500w.-24v. / 7/12° 500 w. / E40 24v. 19,00 Kg.</p>		<p>LTM Projecteur Cinéma HMI Luxarc 2,5 HMI</p>	<p>Fresnel - 2,5 Kw. / HMI 2,5. 21,00 Kg.</p>
	<p>Standard Projecteur F1 BT 30W/5,5v</p>	<p>Par 16 / 8° 30 w. / 5,5 v. 1,20 Kg.</p>		<p>LTM Projecteur Cinéma HMI Luxarc 4000 HMI</p>	<p>Fresnel - 4 Kw. / HMI 4000. 32,00 Kg.</p>
	<p>Standard Pied de projecteur P 500 P 2000 P 5000</p>	<p>Max : 3,50m./ 25,00 Kg. Max : 2,40m./ 15,00 Kg. Max : 2,20m. / 4,60 Kg.</p>		<p>Robert Juliat Poursuite HMI Korrigan 1200 HMI</p>	<p>7 / 12° 1200w. / HMI 1200 GS 29,00 Kg.</p>
	<p>L : 2100 cm 19,50 Kg. L : 700 cm 14,00 Kg.</p>	<p>FI Structure, Stacco Poutre tridimension Modéle 500 Aluminium</p>		<p>Robert Juliat Poursuite HMI Aramis 2500 HMI</p>	<p>4,5 / 8° 2500w. / HMI 2500 W/S 52,00 Kg.</p>
	<p>Moteur Verlinde Litachain Modéle 1000Kg. Palan Electrique L. Chaîne : Variable 35,00 Kg.</p>	<p>FI Structure, Stacco Elément Raccord Modéle 500 Acier 3 Départs 15,00 Kg.</p>		<p>Rack d'ampli Standart 24 x 3 Kw. Analogique 0 / 10 v. Type RVE</p>	<p>Socapex/Amphénol 80,00 Kg.</p>
		<p>FI Structure, Stacco Elément Raccord Modéle 500 Acier 2 Départs 15,00 Kg.</p>		<p>Robert Juliat / Bytecraft 6x16 Amp. Numérique Type Digi IV / Bytesize.</p>	<p>Multi protocole XLR 5b. 21,00 Kg.</p>
				<p>Robert Juliat / Bytecraft 12x16 Amp. Numérique Type Digi IV / Bytesize.</p>	<p>Multi protocole XLR 5b. 43,00 Kg.</p>
				<p>Robert Juliat / Bytecraft 6x32 Amp. Numérique Type Digi IV / Bytesize.</p>	<p>Multi protocole XLR 5b. 38,00 Kg.</p>
				<p>Alim Standart Boitier de répartition Connectique P17</p>	<p>63 / 125 / 250 Amp. Différenciel 25,00 Kg.</p>